

Ministry Process

Master Plan Ministries
Durango, CO

"Preparing others to reach and influence the
world for Christ."



The Funnel Diagram

- ✦ Is a practical tool for explaining the multiplication process.

- The process involves:


- ✦ Winning the lost

- ✦ Building them into strong disciples

- ✦ Sending them into the harvest

- ✦ This model can be applied in any church or other ministry.





Step 1 – *Meet people*

- ◆ The Great Commission starts with, "Go."



Step 2(a) - *Expose them to Jesus*

- ✦ Share the gospel with the people you meet.
 - Body witness
 - Natural witness
 - Ministry witness



Step 2(b) – *Evaluate responses*

- ✦ There are 4 possible responses:
 - Not interested
 - Interested but need more time
 - Pray to receive Christ
 - Already saved



Step 3(a) –
Let the non-Christians hang out in the funnel

- ✦ They'll still be exposed to the gospel.
- ✦ Keep praying for and sharing with them.



Step 3 (b) – Individual

Follow-up with Christians

✦ Discipleship basics:

- Assurance of salvation
- Living by Faith
- Dealing with sin
- Walking in the Spirit
- Growing as a Christian
- Importance of Word
- Importance of prayer
- Daily “Quiet times”
- Fellowship in the Body
- Sharing your faith makes you strong



Step 4 (a) – Evaluate the young disciple

✦ Look for **FAITH**
Christians to
continue discipling:

- **F**aithful
- **A**vailable
- **I**nteractive
- **T**eachable
- **H**eart for God

2 Tim.2:2



Step 4 (b) – Place the young disciple where they belong

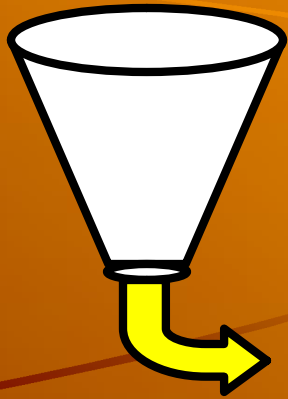
✦ **2 possibilities:** **Be careful:** too much, too soon, too bad; too little, too late, so sad.

– **FAITH** Disciple:

- ✦ One-on-one discipleship
- ✦ Small growth-group.

– Not yet a **FAITH** disciple:

- ✦ More time in the funnel.



**One-on-one
discipleship**

Bob and Hal



Step 5 (a) –

One-on-one with a
FAITH disciple

✦ Continue One-on-one
discipleship.

– Help him develop in:

✦ Relationship with God

– Word, Prayer, Life of
worship, QT, etc.

✦ Relationships

– Fellowship with Body,
individual relationships, etc.

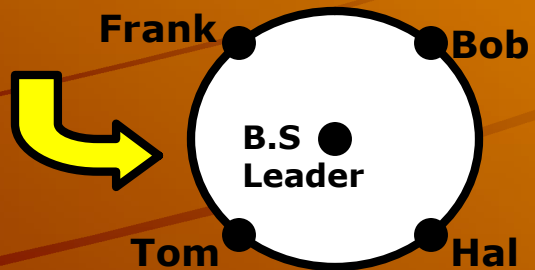
✦ Ministry process (expose
them to action).

– Evangelism, discipleship,
other areas of ministry.

– Always encourage his next
step.



One-on-one
discipleship



**Growth
Group**



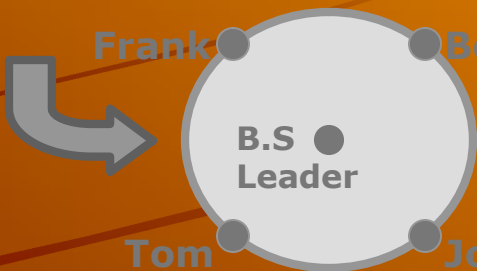
Step 5 (b) – Small group Bible study

- ◆ Small growth group Bible study:
 - B.S Leader discipless people in his group.
 - This group meets for a couple months
- ◆ One-on-one discipleship continues throughout the small group process.

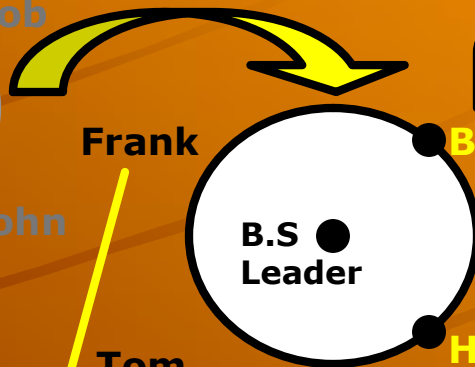
Step 6 – Small group multiplies




One-on-one
discipleship



Growth
Group



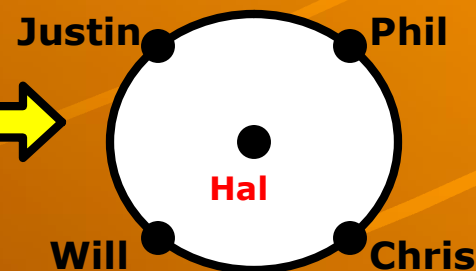
Action
Group



Growth
Group



Bob and Hal have learned
the growth group material
well and can now teach
their own growth groups.

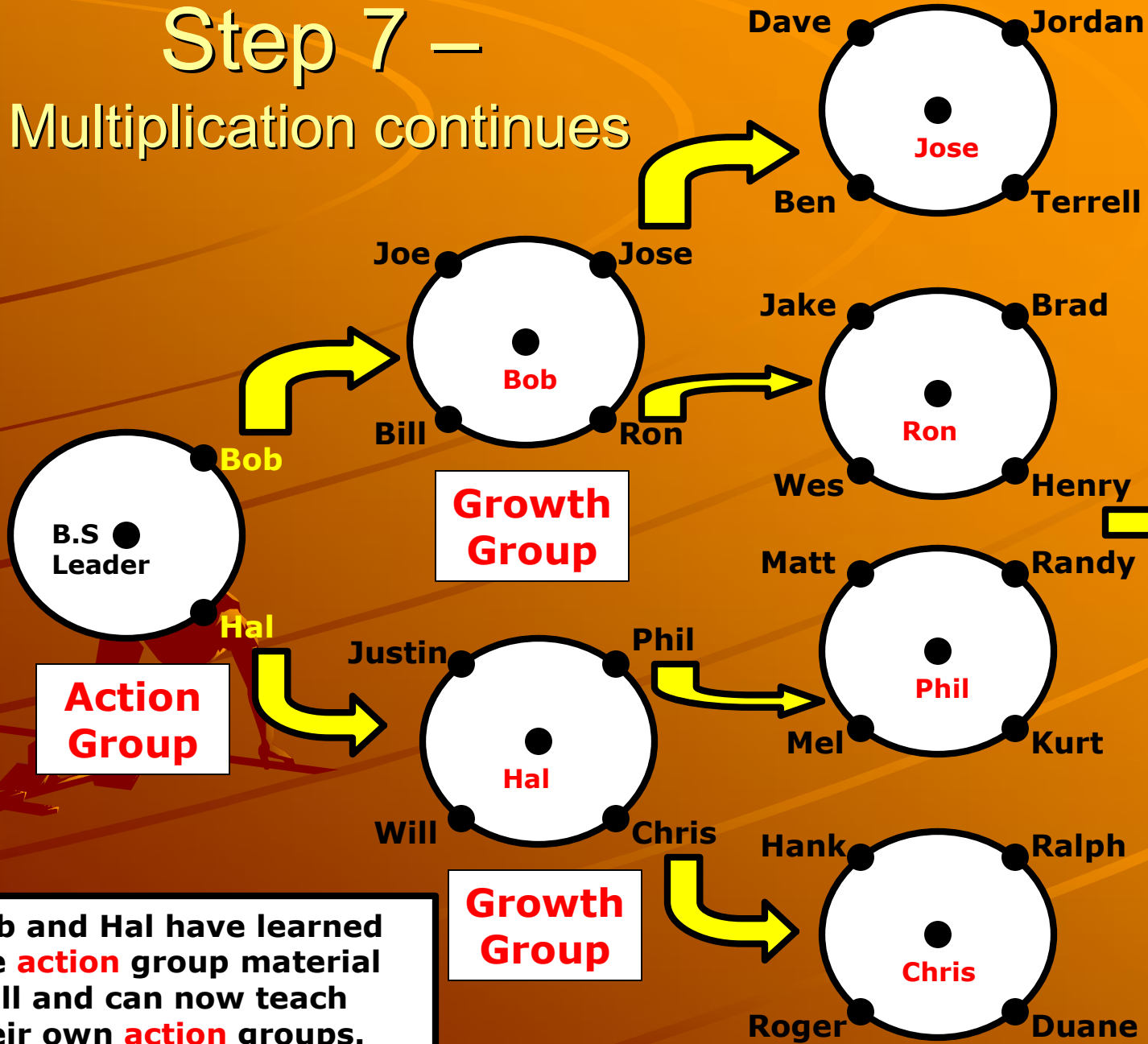


Growth
Group

Anyone who is not
ready to move on
can continue in
growth groups at
their level



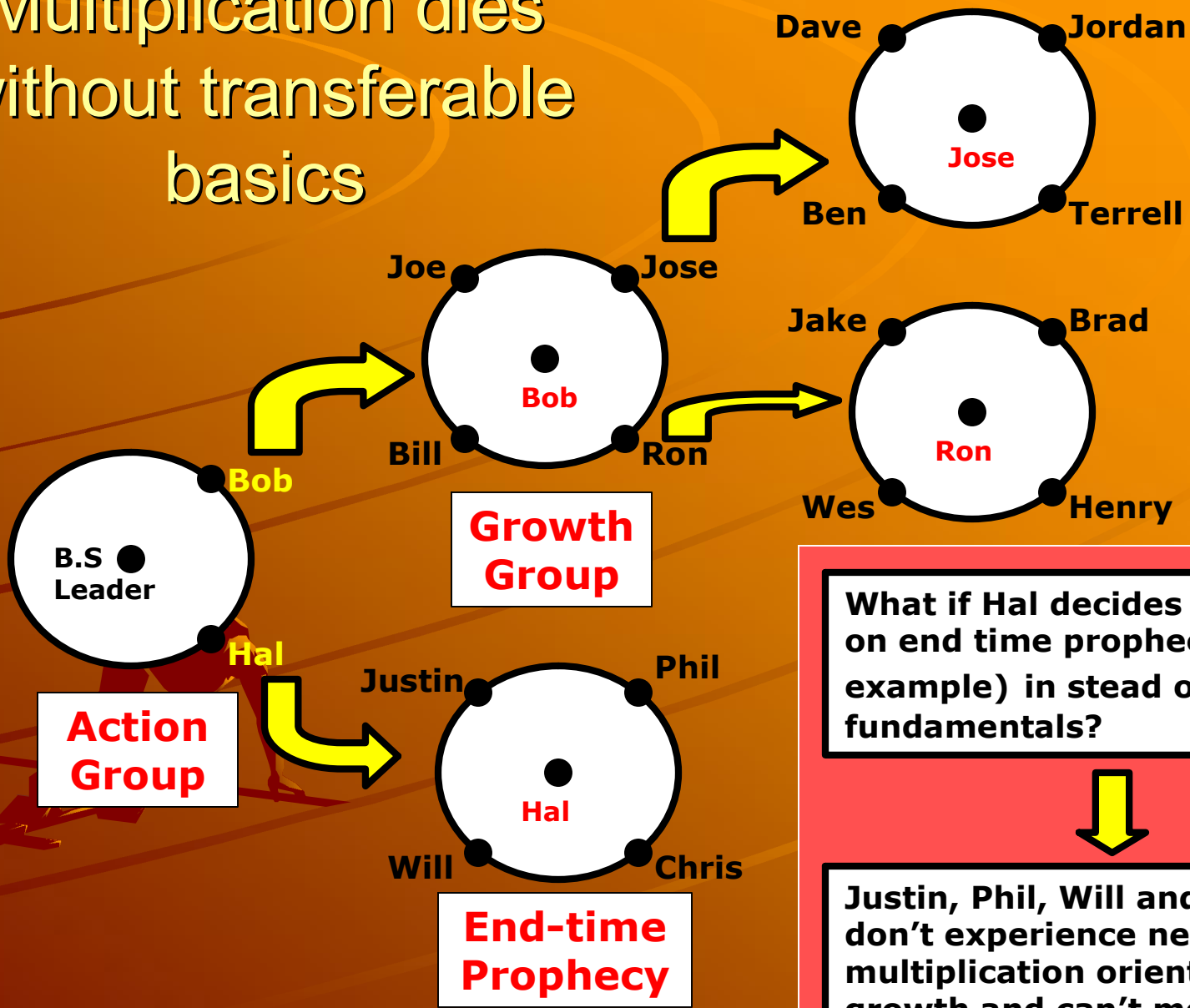
Step 7 – Multiplication continues



Multiplication continues until Jesus returns!

Bob and Hal have learned the **action** group material well and can now teach their own **action** groups.

Multiplication dies without transferable basics



What if Hal decides to teach on end time prophecy (for example) in stead of the fundamentals?



Justin, Phil, Will and Chris don't experience necessary multiplication oriented growth and can't move on to the next generation.

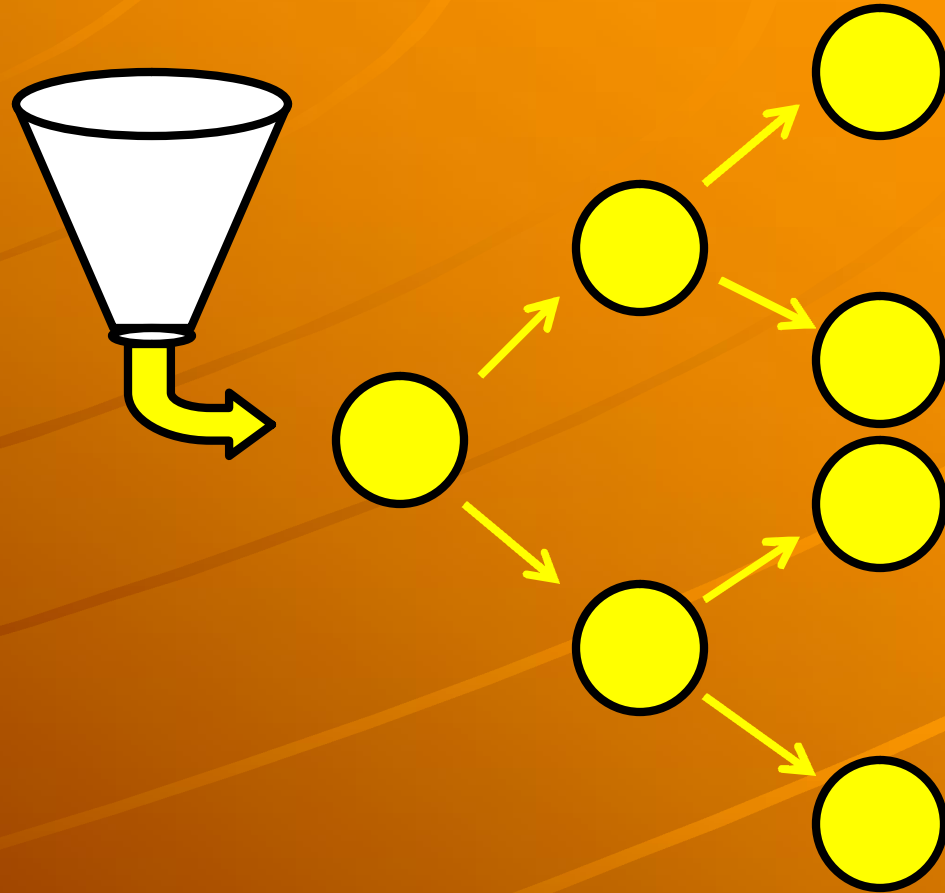
Tools in the process

◆ Events:

- Church service (the church isn't the service)
- SNL, APEX
- Conventions
- Cross Training
- Classes
- Barbeques
- Retreats
- Etc.

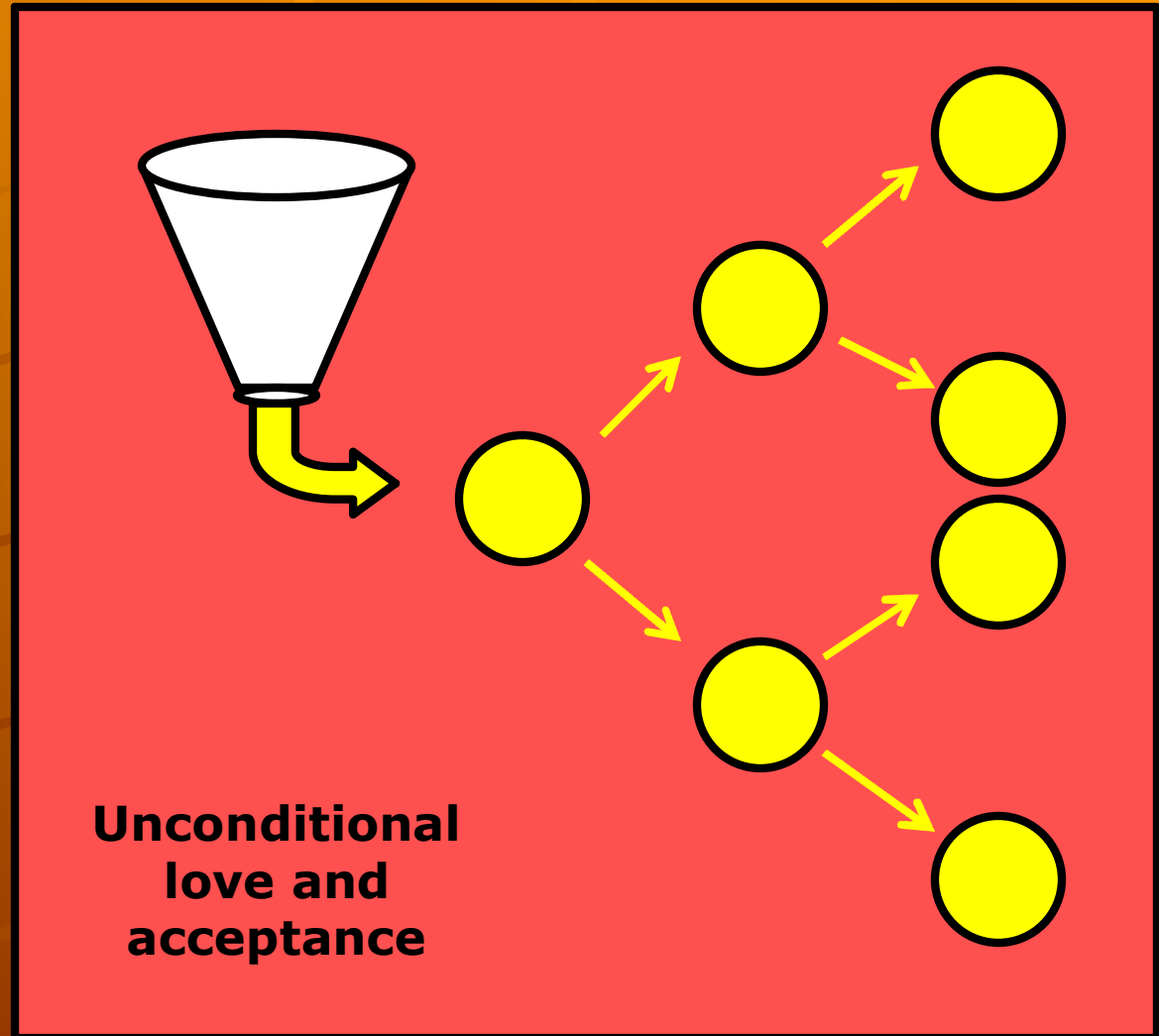
◆ Other tools:

- Tapes
- Books
- Etc.



The context

- ✦ The process happens in a context of AGAPE love and unconditional acceptance.



Summary

- ✦ The process must be the focus.
 - Winning the lost
 - Building them into strong disciples
 - Sending them into the harvest
- ✦ The process requires:
 - Evangelism
 - One-on-one discipleship
 - Multiplication oriented small group Bible studies.
- ✦ The process must focus on transferable basics.
 - Otherwise multiplication ends.
- ✦ Events are tools in the process.